



**Let's make matzah!**



# Let's make matzah!



Special flour that was  
never near any water.




Special water that was  
never near any wheat or flour.



Let's make matzah!


1



Put in some flour

Let's make matzah!


2



and some water.

Let's make matzah!

3




Mix together. Quick, quick, quick.



Let's make matzah!


4



Knead the dough.

Let's make matzah!


5



Roll the matzah flat, flat. It mustn't rise.

Let's make matzah!

6




Poke some holes into the matzah.  
To really make sure it doesn't rise.



Let's make matzah!


7



Put the matzah in the oven.

Let's make matzah!


8



Matzah bakes very quickly  
in the hot hot oven.

Let's make matzah!

9



Yummy crisp matzah. Ready for Pesach.





Lots of Matzah  
for the seder!